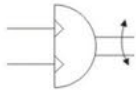




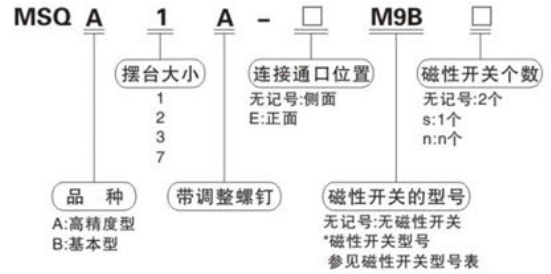
符号



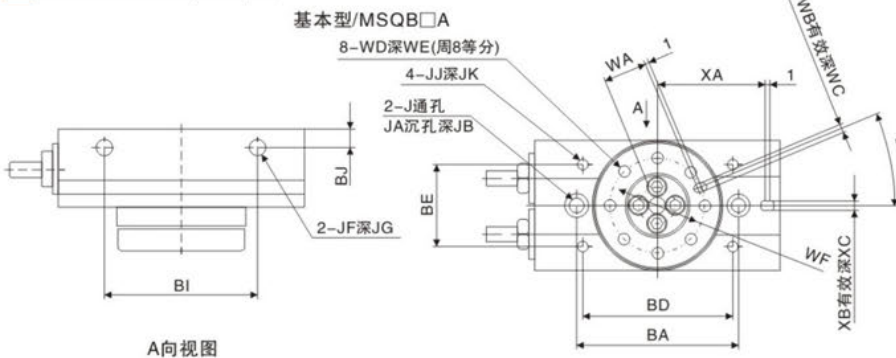
标准规格

摆台大小	1	2	3	7
缸径	Φ6	Φ8	Φ10	Φ12
配管口径	M3×0.5		M5×0.8	
使用流体	空气(不给油)			
使用压力范围	0.1~0.7MPa			
环境及流体温度	0~60℃(但未冻结)			
缓冲	无	垫缓冲		
角度可调范围	0~190°			
最大摆动范围	190°			
允许动能(mj)	1	1.5	2	6
摆动可调范围	0.2~0.7(s/90°)			0.2~1 (s/90°)

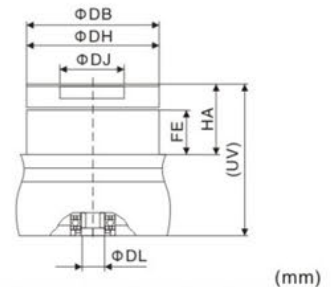
型号表示方法



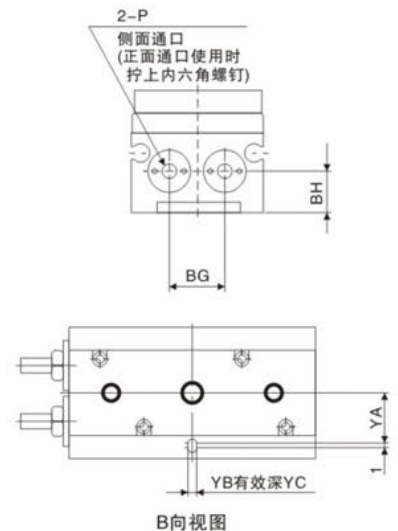
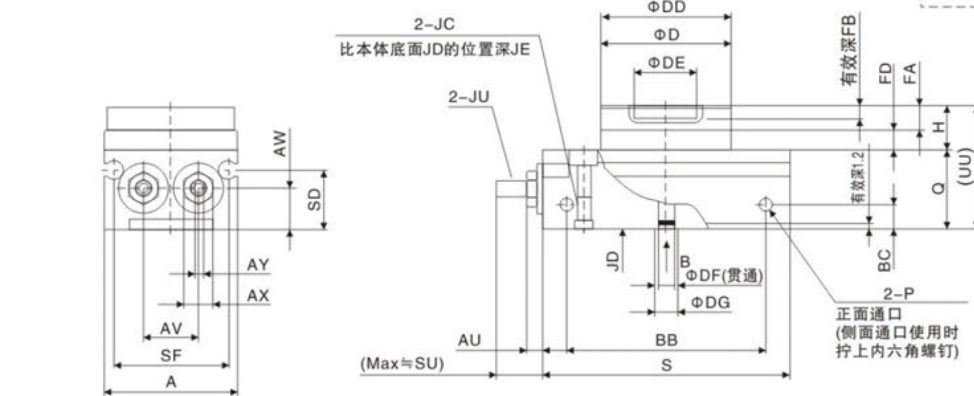
外形尺寸图(毫米)



高精度型/MSQA□A



尺寸大小	DH	DI	DJ	DL	FE	HA	UV
1	27h8	27.5h8	14h8	4.5h8	8.2	13.5	29.5
2	29h8	29.5h8	14h8	5h8	9.7	15.5	33.5
3	33h8	34h8	17h8	6h8	9.7	15.5	36
7	39h8	40h8	20h8	7h8	9.5	16.5	39.5



尺寸大小	A	AU	AV	AW	AX	AY	BA	BB
1	28	2.8	11	8.2	5.5	1.5	35	39.6
2	30	3.6	12.6	9.2	7	2	37	45.1
3	34.5	4.4	15.5	10.5	8	2.5	43	46.7
7	41	4.8	18.4	12.2	10	3	50	59.2

尺寸大小	BC	BD	BE	BG	BH	BI	BJ	D	DD	DE	DF	DG	FA	FB	FD	H	J	JA	JB	JC	JD	JE	JF	JG
1	4.5	32	17	11	8.2	30	4.5	27h9	27.5h9	14h9	3.5	4.5h9	4.8	2	3.7	9	3.3	6	3.5	M4×0.7	2.2	5.3	M4×0.7	4
2	5.5	34	18.5	12.6	9.2	35	4.5	29h9	29.5h9	14h9	3.8	5h9	5.3	2.5	4.2	10	3.3	6	3.5	M4×0.7	2.2	5.3	M4×0.7	4
3	5.5	38	23	15.5	10.5	40	4.5	33h9	34h9	17h9	5	6h9	5.3	2.5	4.2	10	4.2	7.5	4.5	M5×0.8	2.5	6	M4×0.7	4
7	5.5	45	30	18.4	12.2	50	5	39h9	40h9	20h9	6	7h9	6.5	2.5	4.5	11.5	4.2	7.5	4.5	M5×0.8	2.5	6	M5×0.8	4

尺寸大小	JF	JK	JU	P	Q	S	SD	SF	SU	UU	WA	WB	WC	WD	WE	WF	XA	XB	XC	YA	YB	YC
1	M3×0.5	3.5	M3×0.5	M3×0.5	16	50.5	10.8	24.4	9.4	25	9.5	2H9	2	M3×0.5	4.8	20	22.5	2H9	2	11	2H9	2
2	M3×0.5	3.5	M4×0.7	M3×0.5	18	56	13.4	26.2	11.3	28	10	2H9	2	M3×0.5	5.3	21	24.5	2H9	2	11.5	2H9	2
3	M3×0.5	3.5	M5×0.8	M3×0.5	20.5	60	15.2	31	11.8	30.5	12	2H9	2	M3×0.5	5.3	25	27	2H9	2	13.5	2H9	2
7	M3×0.7	4.5	M6×1	M5×0.8	23	73.5	15.4	37.4	14.9	34.5	14	3H9	3	M4×0.7	6.5	29	32.5	3H9	3	15.5	3H9	3